



# Healthcare Provision in Dubai

July 2006

This report is joint effort of Dubai Healthcare City, Department of Health and Medical Services, Dubai Municipality and Center for Healthcare Planning & Quality

# Table of Contents

- **Dubai Population & Distribution by Age and Gender**
- **Population forecast**
- **Current Healthcare Services in Dubai**
  - **Number of hospitals and beds (Public and Private)**
  - **Number of ICU beds by DOHMS and private sector**
  - **Number of operating theaters**
  - **Healthcare statistics**
  - **Inpatients Vs. Outpatients**
  - **Number of clinics**
  - **Healthcare professional man power statistics**
  - **Number of laboratories and radio diagnostic centers**
  - **Number of pharmacies**
  - **Number of major diagnostic equipments (MRI,CT,LINAC,PET)**
- **Future Plans for Dubai**

# Abbreviations

Abbreviations of current healthcare providers in Dubai

**DOHMS:** Department of Health and Medical Services

**MOH:** Ministry of Health

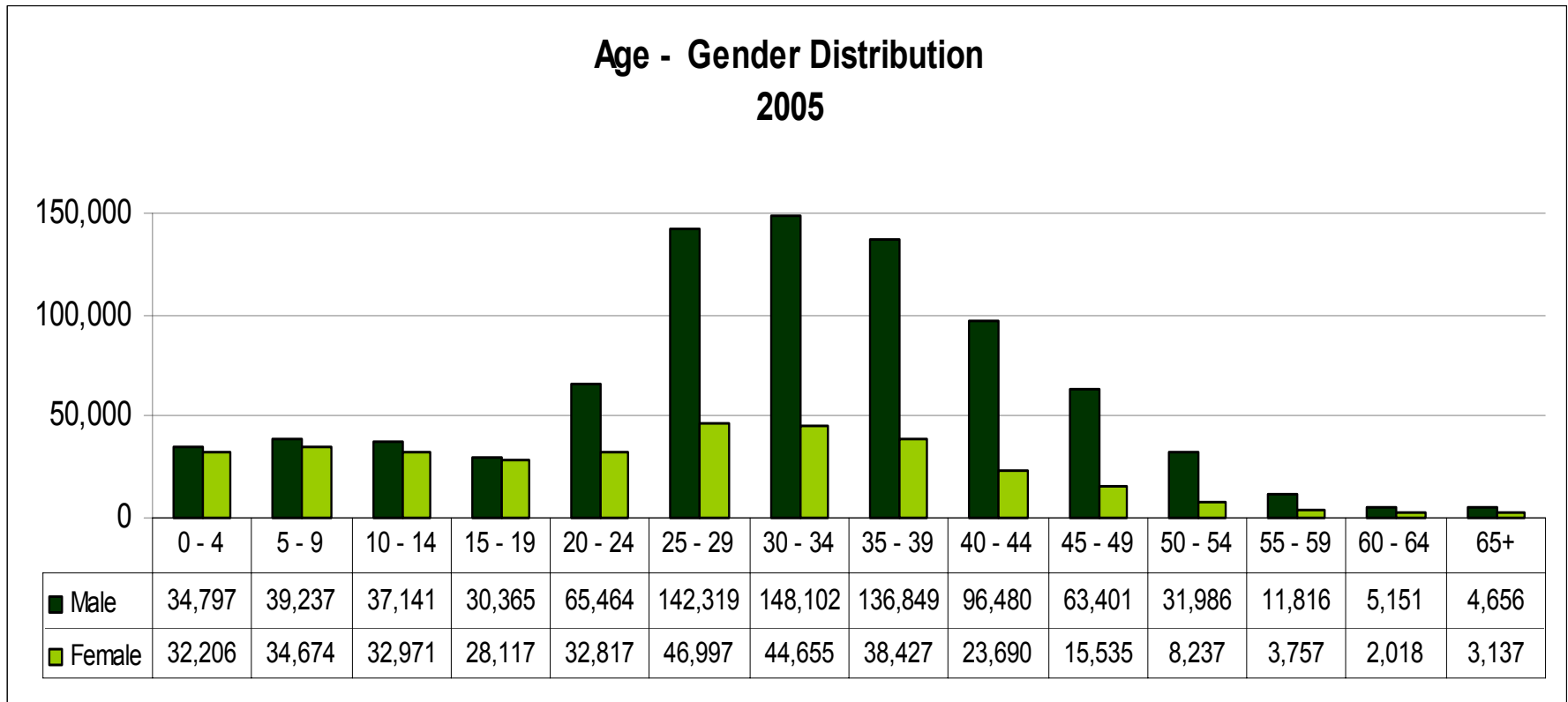
**DHCC:** Dubai Healthcare City

**DM :** Dubai Municipality

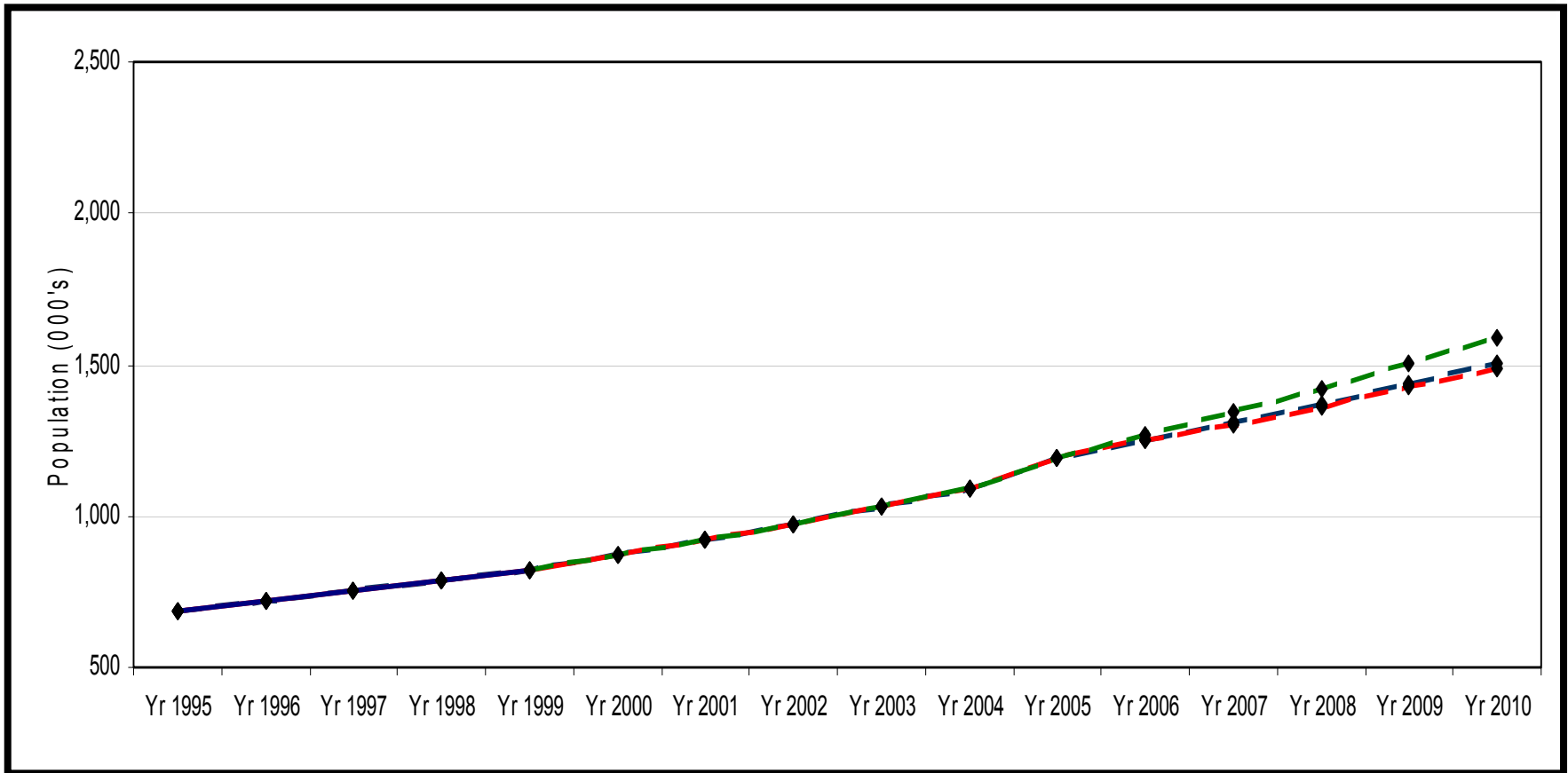
**Private Sector :** Healthcare operators owned by private individuals or companies

# Dubai Population & Distribution by Age and Gender

- Total Dubai population 1,195,000 in year 2005, average population growth is %5.59.
- Dubai's demographic structure is characterized with a young population as %46 of the population less than 30 years of age.
- Male population accounts for 76% of total population 20-50 years of age



# Dubai Population Forecast - 2010



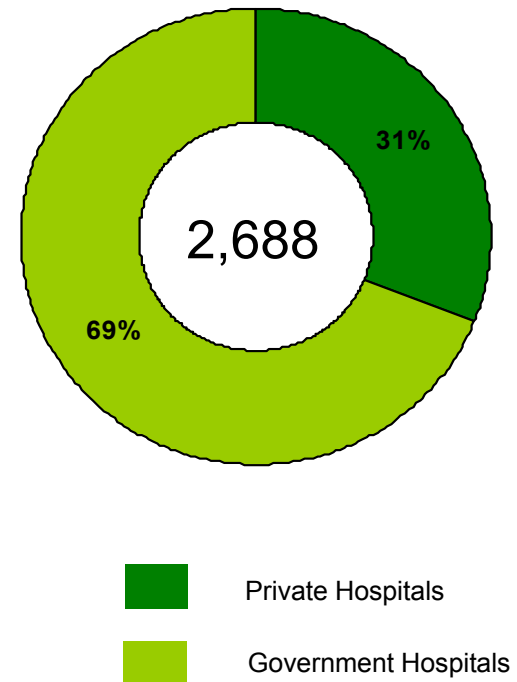
- Population growth forecast at 5.59% - 2010
- Total Dubai population will reach approximately 1,600,000 if the population growth remains at the same range.

# Current Healthcare Services in Dubai

# Dubai Healthcare Provision Public vs. Private 2005

•Government Hospitals account for more than 69% of total beds in Dubai (Yr 2005)

Health Care Institutions	No. of Beds
DOHMS Hospitals	1,573
MOH Hospitals	259
Private Hospitals	856
DHCC	0
Total	2,688



# Public Hospitals in Dubai

Hospital Name	DOHMS/MOH	Number of Beds
New Dubai Hospital	DOHMS	630
Rashid Hospital	DOHMS	350
Al Maktoum Center	DOHMS	56
Al Wasl Hospital	DOHMS	397
Rashid Hospital Trauma Center	DOHMS	140
Al Baraha Hospital	MOH	179
Al Amal Hospital	MOH	80
Total		1,832

Source: MOH & DOHMS, UAE



# Private Hospitals in Dubai

No.	Facility Name	Beds
1	Gulf Specialty Hospital	4
2	Al Rafa Hospital for maternity and surgery	14
3	American Hospital	126
4	Welcare Hospital	120
5	NMC Speciality Hospital	96
6	New Medical Center Hospital	15
7	Zulekha Hospital	50
8	Down Town Hospital	23
9	Cedars - Jebel Ali International Hospital	20
10	Belhoul European Hospital	11
11	Neuro Spinal Hospital	36
12	Belhoul Speciality Hospital (L.L.C)	60
13	Emirates Hospital	25
14	Canadian Specialist Hospital	13
15	Iranian Hospital - Dubai	159
16	Jabel Ali Hospital	19
17	International Modern Hospital	65
	<b>Total</b>	<b>856</b>

## Number of ICU Beds by DOHMS

<b>DOHMS</b>	<b>Number of ICU Beds</b>
<b>Dubai Hospital / ICU</b>	<b>17</b>
<b>Dubai Hospital / CCU</b>	<b>9</b>
<b>Dubai Hospital / SBCU</b>	<b>30</b>
<b>Rashid Hospital / ICU</b>	<b>16</b>
<b>Rashid Hospital/ CCU</b>	<b>16</b>
<b>Rashid Hospital trauma Center/ICU &amp; CCU</b>	<b>32</b>
<b>Al Wasl Hospital/ SBCU</b>	<b>38</b>
<b>Al Wasl Hospital/ ICU</b>	<b>11</b>
<b>Total</b>	<b>168</b>

# Number of ICU Beds by Private Sector

Private Sector	Number of ICU beds
American Hospital	10
Welcare Hospital	8
NMC Specialty Hospital	6
New Medical Center Hospital	2
Zuleikha Hospital	4
Down Town Hospital	1
Gulf Plastic Surgery Hospital	0
Cedars – Jebel Ali International Hospital	2
Belhoul European Hospital	0
Neuro Spinal Hospital	5
Belhoul Specialty hospital	14
Emirates hospital	1
Al Rafa Hospital for Maternity & Surgery	1
Canadian Specialist Hospital	1
Iranian Hospital	8
Jebel Ali Hospital	2
International Modern Hospital	8
<b>Total</b>	<b>73</b>

# Number of Operation Theaters

Provider	Number of Operation Theaters
DOHMS	24
MOH	3
Private	54
DHCC	0
<b>Total</b>	<b>81</b>

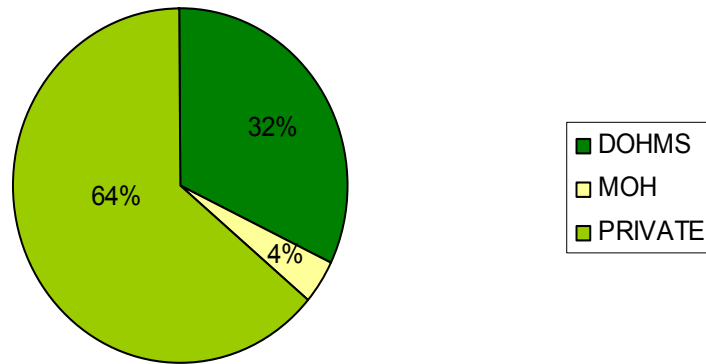
# Healthcare Statistics 2005

Services	DOHMS	MOH*	Private
Inpatient	64,824	10,111*	40,375
Outpatient	1,250,000	150,106*	2,474,204
Length of Stay	4.79 days	5.4* days	2.8 days
Laboratory Tests	3,986,383	1,075,481*	539,984

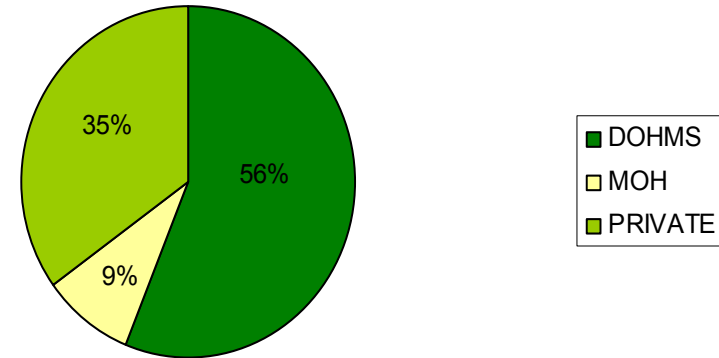
MOH\* data are 2004 data

# Inpatients vs. Outpatients

Outpatients



Inpatients



- DOHMS caters to 56% of total inpatients VS only 32% of outpatients.
- Private services caters to only 35% of total inpatients VS 64% of total outpatients.

# Number of Clinics

## MOH/DOHMS / Private / DHCC

Healthcare Provider	Polyclinics/ Healthcare Centers
DOHMS	18
MOH	4
Private	558
DHCC	7
<b>TOTAL</b>	<b>587</b>

# Healthcare Professionals Manpower in Dubai 2005

	<b>DOHMS</b>	<b>MOH</b>	<b>Private</b>	<b>DHCC</b>	<b>Other Gov.</b>	<b>Total</b>
<b>Doctors</b>	1,009	212	4,156	52	30	5,459
<b>Dentists</b>	78	33	700	11	5	827
<b>Nurses</b>	3,006	425	2,526	28	146	6,131
<b>Pharmacist</b>	199	40	1,035	1	14	1,289
<b>Technicians</b>	1,247	243	1,983	22	39	3,534



# Number of Laboratories & Radiodiagnostic Centers

	Laboratories	Radiodiag+LAB	Radio diagnostics
<b>DOHMS</b>	4	0	3
<b>MOH</b>	2	0	2
<b>Private</b>	14	34	4
<b>DHCC</b>	0	0	0
<b>Total</b>	<b>20</b>	<b>34</b>	<b>9</b>

# Number of Pharmacies

Healthcare Provider	Number of Pharmacies
DOHMS	22
MOH	6
Private	354
DHCC	1
<b>Total</b>	<b>383</b>

# Number of Major Diagnostics Equipments

	MRI	CT	Gen. Radi	Gamma Camera	Mam.	Cath Lab	Lithotri psy	Dialy	Bone Den
<b>DOHMS</b>	1	2	3	3	1	2	1	27	1
<b>MOH</b>	-	-	-	-	1	-	-		1
<b>Private</b>	8	13	49	2	14	5	5	12	8
<b>DHCC</b>	0	0	0	-	0	0	0	0	0
<b>Total</b>	<b>9</b>	<b>16</b>	<b>52</b>	<b>5</b>	<b>16</b>	<b>7</b>	<b>6</b>	<b>39</b>	<b>10</b>

# Future Plans for Dubai

# Future Hospital Plans For Dubai

	Proposed Hospital Name	Acute Care Beds	Estimated Opening Date
1	Saudi German Hospital	250	2007
2	American Hospital (Expansion)	190	2009
3	New Canadian Hospital	160	2007
4	Al Zahra Private Medical Centre	100	2007
5	Al Safa Hospital ( Al Naboodah)	50	2007
6	Bader Al Sama	25	2007
7	Bumrungrad Hospital	125	2008
8	Rashid Hospital (Rebuild)	150	2010
	<b>Total</b>	<b>1,050</b>	

# Approved and Planned DHCC Projects

## Phase I & II

### Approved Hospitals

No	Names	No of Beds	Status
1	Plastic Surgery Hospital I	25	2006
2	Orthopedics Hospital I	30	2007
3	General Hospital I focus on heart disease	150	
4	Urology Specialty Hospital	30	
5	General Hospital II focus on obstetrics	130	2008
6	Plastic Surgery Hospital II	30	
7	University Teaching Hospital	400	
8	Orthopedic Hospital - II	100	
9	Ambulatory Surgical Hospital	25	
10	Neurosurgery Hospital	75	
11	General Hospital III focus on surgery	100	2009
12	Psychiatry Hospital	100	
	<b>Total</b>	<b>1200</b>	

# Approved and Planned DHCC Projects Phase I & II

## Planned Hospitals

No	Name	No. of Beds	Status
1	Rehabilitation Hospital	435	2009
2	Psychiatry Hospital	50	
3	Children's Hospital	100	
5	General Hospital focus on oncology and neurological disorders	220	2010
6	Long term care beds	120	
	<b>Total</b>	<b>925</b>	

# Dubai Healthcare Provision Public vs. Private 2010

•Private Hospitals will account for more than 67% of total beds in Dubai (Year 2010)

Health Care Institutions	No. of Beds
DOHMS Hospitals	1,723
MOH Hospitals	259
Private Hospitals	1,725
DHCC	2,325
Total	6,108

